




DRAWING in "BIRD SHORTHAND"

THINK OF YOUR BIRD IN 3 BASIC VALUES :

-  LIGHT VALUE
-  MEDIUM VALUE
-  DARKEST VALUE

SPARROW LARK

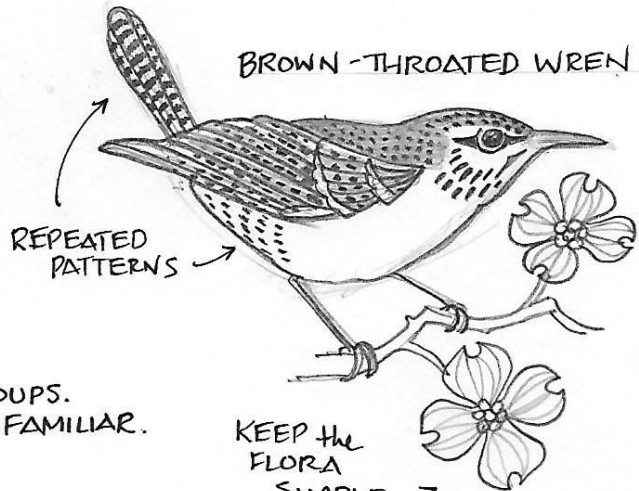


THIS DECORATIVE TECHNIQUE WORKS BEST ON PASSERINES (PERCHING BIRDS).

FIRST, DRAW THE BASIC OUTLINE OF YOUR BIRD AS ACCURATELY AS YOU CAN. THEN, USING THE 3 BASIC VALUES, ADD ANY LARGE PATCHES OF COLOR (SHADED) and LOOK FOR PLACES WHERE A REPEATED PATTERN CAN BE USED.


SIMPLE REPETITIVE STYLE OF DRAWING THE LEAVES IMITATES FEATHER SHAPES.

BROWN-THROATED WREN



KEEP THE FLORA SIMPLE, TOO.

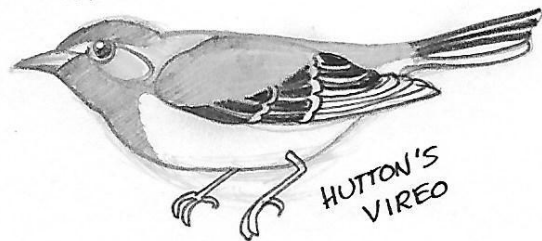
TAKE TIME TO PRACTICE DRAWING FEATHER GROUPS. THEY WILL QUICKLY BECOME FAMILIAR.



THE OUTLINE OF EACH BIRD IS UNIQUE.

BE AS ACCURATE HERE AS YOU CAN, BUT KEEP IT SIMPLE.

JUVENILE BLACK-HEADED ORIOLE




HUTTON'S VIREO



HOUSE SPARROW (male)
• *PASSER DOMESTICUS* •
←

BLUE TIT
• *CYANISTES CAERULEUS* •
→



BLACK-CAPPED CHICKADEE
• *POECILE ATRICAPILLUS* •
←

PHOTOS LICENSED FOR USE IN
DRAW PAINT LETTER ONLY.
PLEASE DO NOT REPRODUCE
WITHOUT PERMISSION. THANKS!