

# MYSTERY ANIMAL?

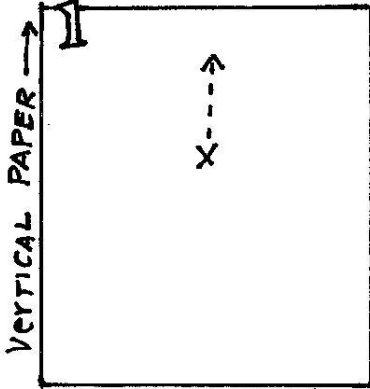
MADE FROM THE 4 UNIVERSAL MARKS ALL DRAWINGS ARE MADE OF.\*

POINT


LINE SEGMENT

ARC


ANGLE



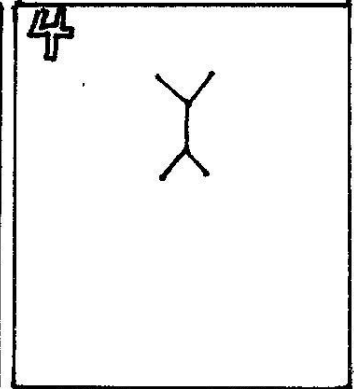
1 Use your finger to find the paper's center, then go halfway to the top.



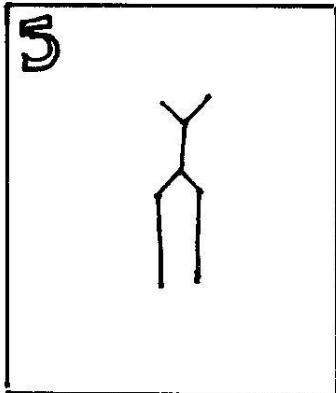
2 Draw an angle that looks like a wide letter V.



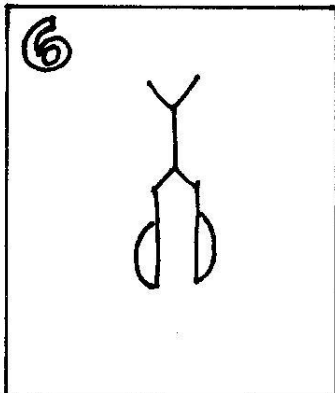
3 Draw a short, vertical line segment under the arc.



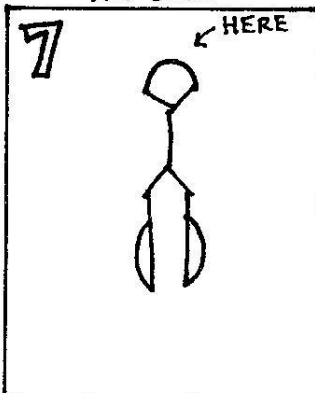
4 Draw an angle at the bottom of the line. This angle is the same size as the upper angle.



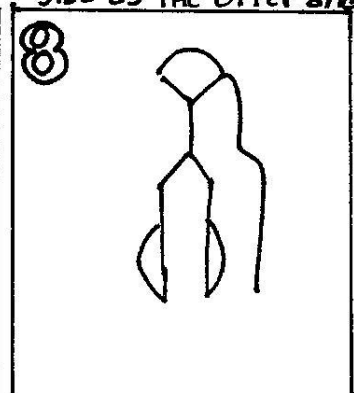
5 Draw two long lines dropping straight down from the bottom angle.



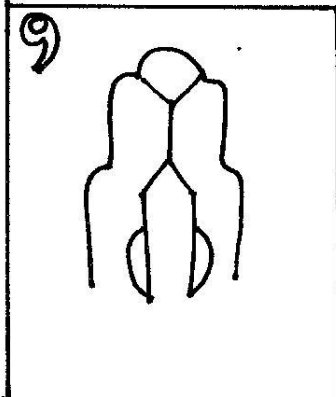
6 Draw two arcs, mirror images of each other, on the long lines.



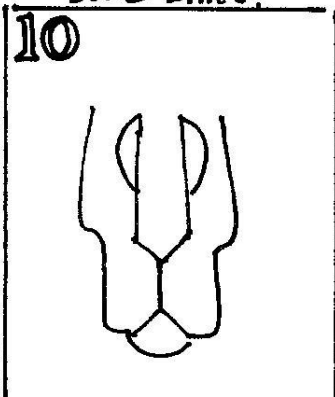
7 Make an arc to connect the two lines of your first angle.



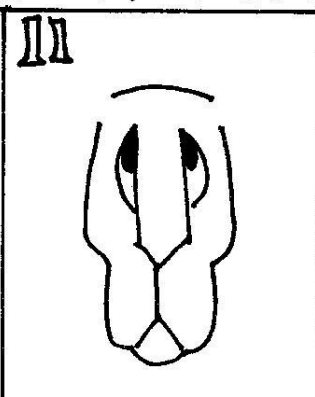
8 ...now draw a line that drops down, moves to the right, and drops down again.




9 Drawing carefully, create a second line that mirrors the new "down, over and down" line.



10 Turn your drawing over! Surprise...



11 ...it's a lion. Draw eyeballs (dark ovals) and a flattish arc up above.



12 Add round ears and a bushy mane.

© 2010 VAL WEBB = MAY BE REPRODUCED FOR CLASSROOM USE.

\* INSPIRED BY ADOLFO BEST-MAUGARD.