
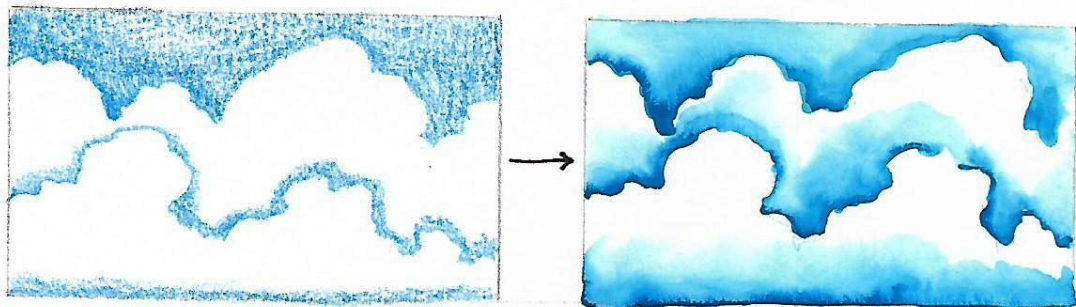


3 TECHNIQUES for WATER SOLUBLE PENCILS:




© 2018 VAL WEBB.


1. DRAW ON DRY PAPER... THEN ADD WATER TO BLEND.



2. USE PATCHES of DRY COLOR as a WATERCOLOR PALETTE.



DRAW DENSE PATCHES of COLOR and THEN DIP YOUR WET BRUSH in TO GET WET, FLOWING WATERCOLOR. FEELING ADVENTUROUS? MIX the WET COLORS to MAKE NEW BLENDS!



3. ALLOW a FOUNDATION LAYER to DRY, then ADD WET or DRY TEXTURE.

