
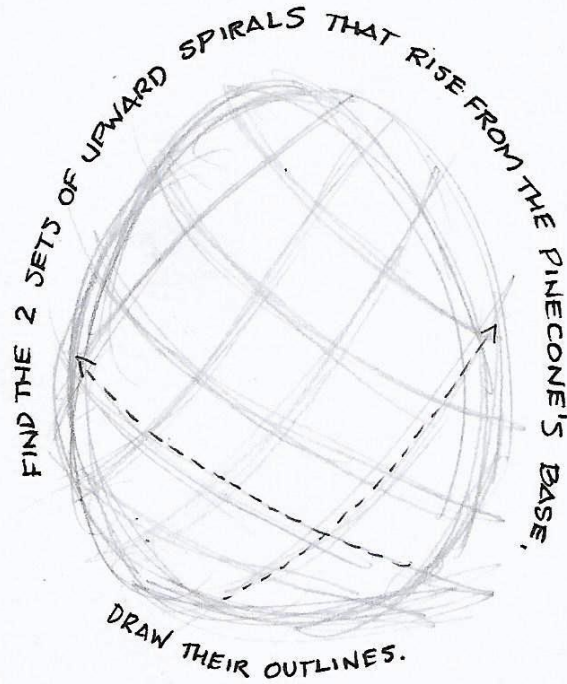



MAKE a SPEEDY SKETCH of a PINECONE :

FOR BEST RESULTS, WORK FROM AN ACTUAL PINECONE IF POSSIBLE. FOR SOME TYPES OF PINES and FIRS, SOAKING THE CONE IN WATER CAUSES IT TO CLOSE UP. EXPERIMENT WITH THIS IF YOU WISH YOUR CONE TO HAVE A DIFFERENT SHAPE.



NOTICE HOW THE TIPS VARY IN SHAPE — AND NOT ALL SPACES BETWEEN THE SPIRALS CONTAIN A SCALE TIP.



LOOK CAREFULLY TO SEE WHERE LINES VANISH BENEATH OTHER SCALES. TRY TO BE FAITHFUL IN DRAWING NEGATIVE SPACES.



SHARP PENCIL ALWAYS!! LET YOUR STROKES IMITATE THE TEXTURE YOU SEE. BE SURE TO INCLUDE A FULL RANGE OF LIGHTS and DARKS.